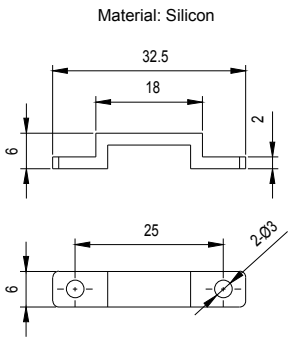
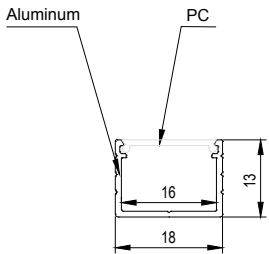


ITEM #	Material	IC	L (m)	Description
1				

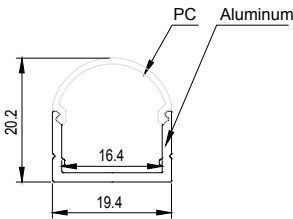
REVISIONS				
ZONE	REV.	DESCRIPTION	DATE	REVISED BY



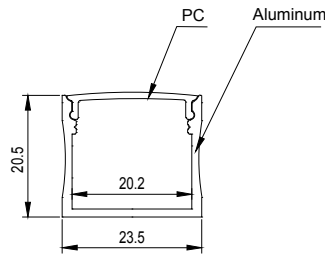
AM412900055
(20pcs)



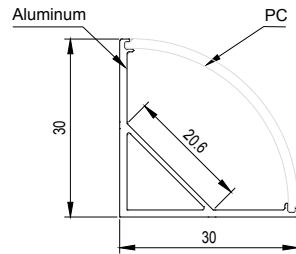
U-Channel 1605



U-Channel 1608



U-Channel 2007



V-Channel 3030R

IC	Short text	Length (mm)
AM412900055	MOUNTING CLIP FLAT RB 20PC	
AM412910055	U-CHANNEL OUTDOOR FLAT 1605 950	950
AM412920055	U-CHANNEL OUTDOOR FLAT 1608 950	950
AM412930055	U-CHANNEL OUTDOOR FLAT 2007 1M	1000
AM412940055	U-CHANNEL OUTDOOR FLAT 3030R 1M	1000

Remark: Channel's IC includes 3pcs metal mounting clips and two endcaps.

ITEM	PART OR IDENTIFYING NO.	NOMENCLATURE OR DESCRIPTION		MATERIAL SPECIFICATION	QTY REQD	
PARTS LIST						
THIS DOCUMENT CONTAIN INFORMATION PROPRIETARY TO TRAXON TECHNOLOGIES LTD. USE OR DISCLOSURE WITHOUT WRITTEN PERMISSION BY TRAXON IS EXPRESSLY FORBIDDEN.			TRAXON			
UNLESS OTHERWISE SPECIFIED (UNIT:mm)		APPROVALS	DATE	MODEL		
.X DECIMALS ±.3	DRAWN	XXX	XXXX	Media Pixel Ribbon		
.XX DECIMALS ±.13	CHECKED	PART DESCRIPTION				
.XXX DECIMALS ±.050		Media Pixel Ribbon 8M F1 (flat cable end exit)				
ANGLES ±1°	MATERIAL: /		RESP ENG			
INSPECTION DIM *	FINISH: /		MFG ENG			
3RD ANGLE PROJECTION			QUAL ENG			
			SIZE DWG. NO. /		REV. A	
			SCALE: 1:1	CAD FILE: /	SHEET 01 OF 01	

CONFIDENTIAL